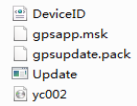
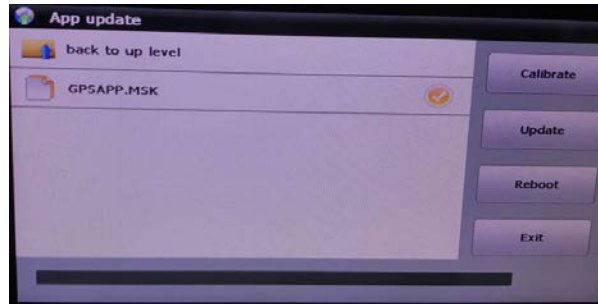



software upgrade procedure

1. uncompress the "AVN6595-APP-20170721-ANDROID7-NEW" file
2. copy below file into the root of Micro SD card



3. insert the Micro SD card to the unit
4. the unit will display below picture



5. after the unit power off automatically, remove the Micro SD card from unit and power on unit again
6. finished above procedure, then, whole procedure is finished.

P.S: during the upgrade, please don't power off the unit.

it is better to re-connect the power cable and power unit again before testing